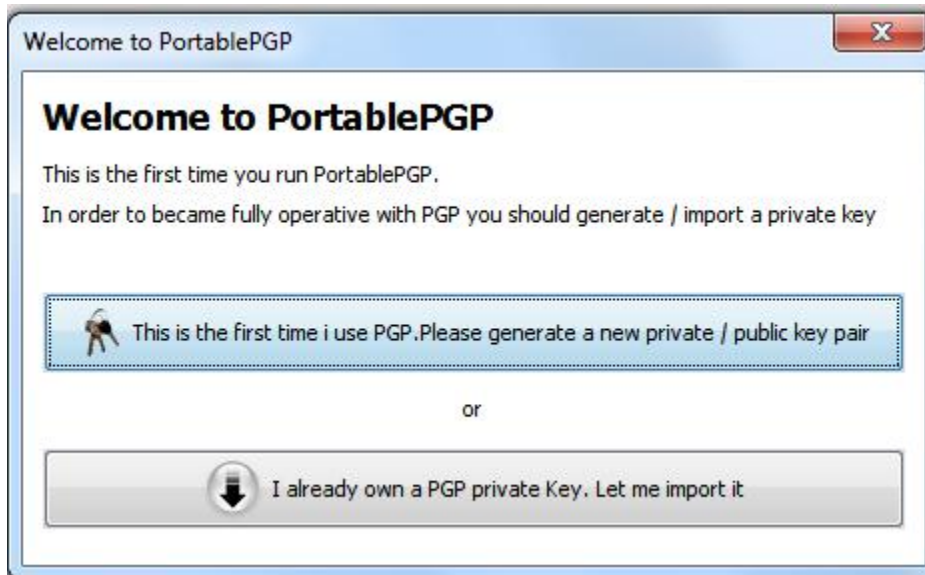


Using Portable PGP

Create a key pair.

Keep your private key private and safe!

Give your public key to anyone you want to communicate with online post it to your webpage or face book!



Fill in info and a password for your keyfile.

Generate a new Key Pair

Generate a new ElGamal key pair

Name:

E-mail:

Comment:


Resulting key <>

Key size bits

Paranoid ElGamal (p,g) parameter generation (very slow)

Passphrase:

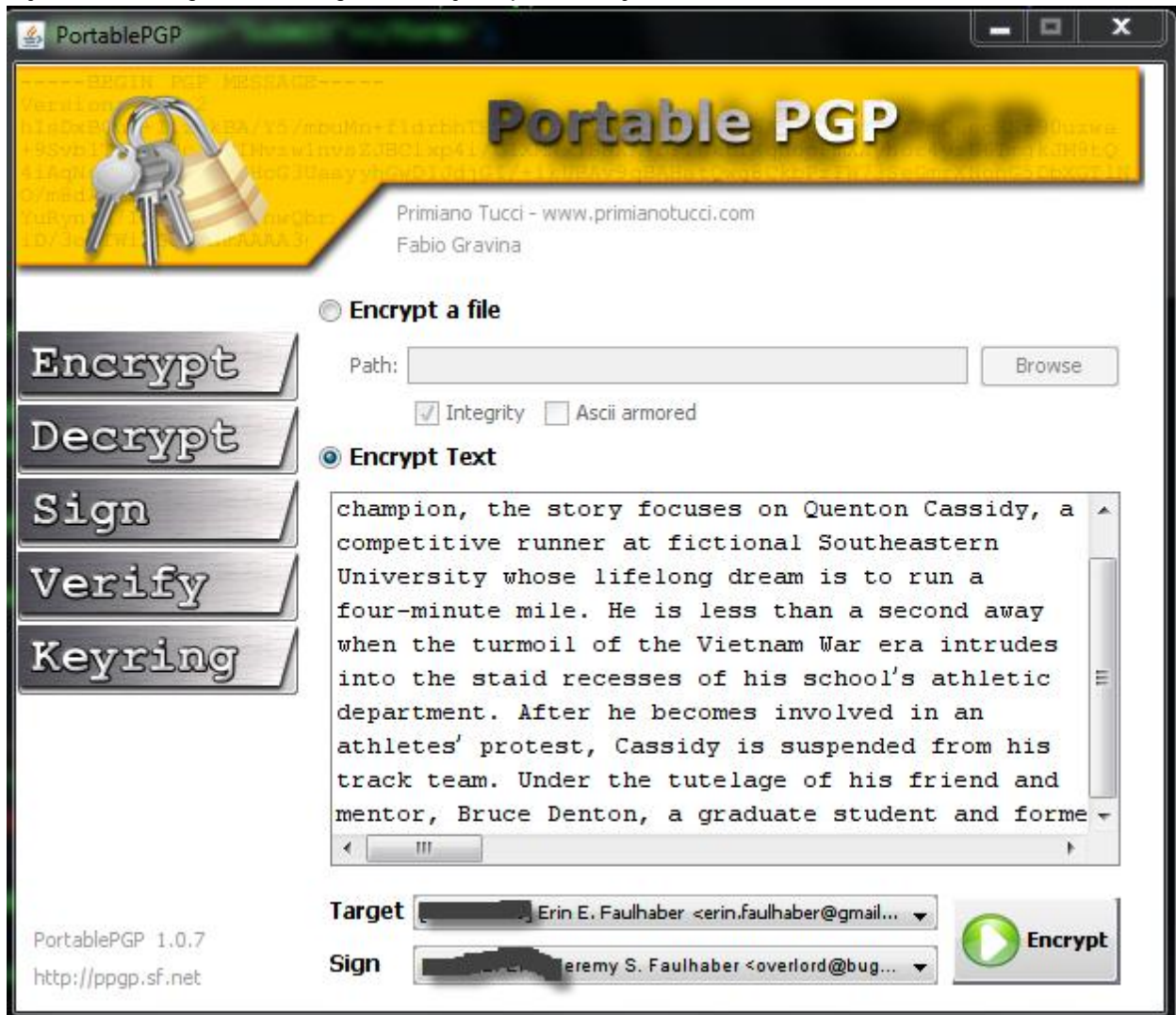
Again:

 Generate

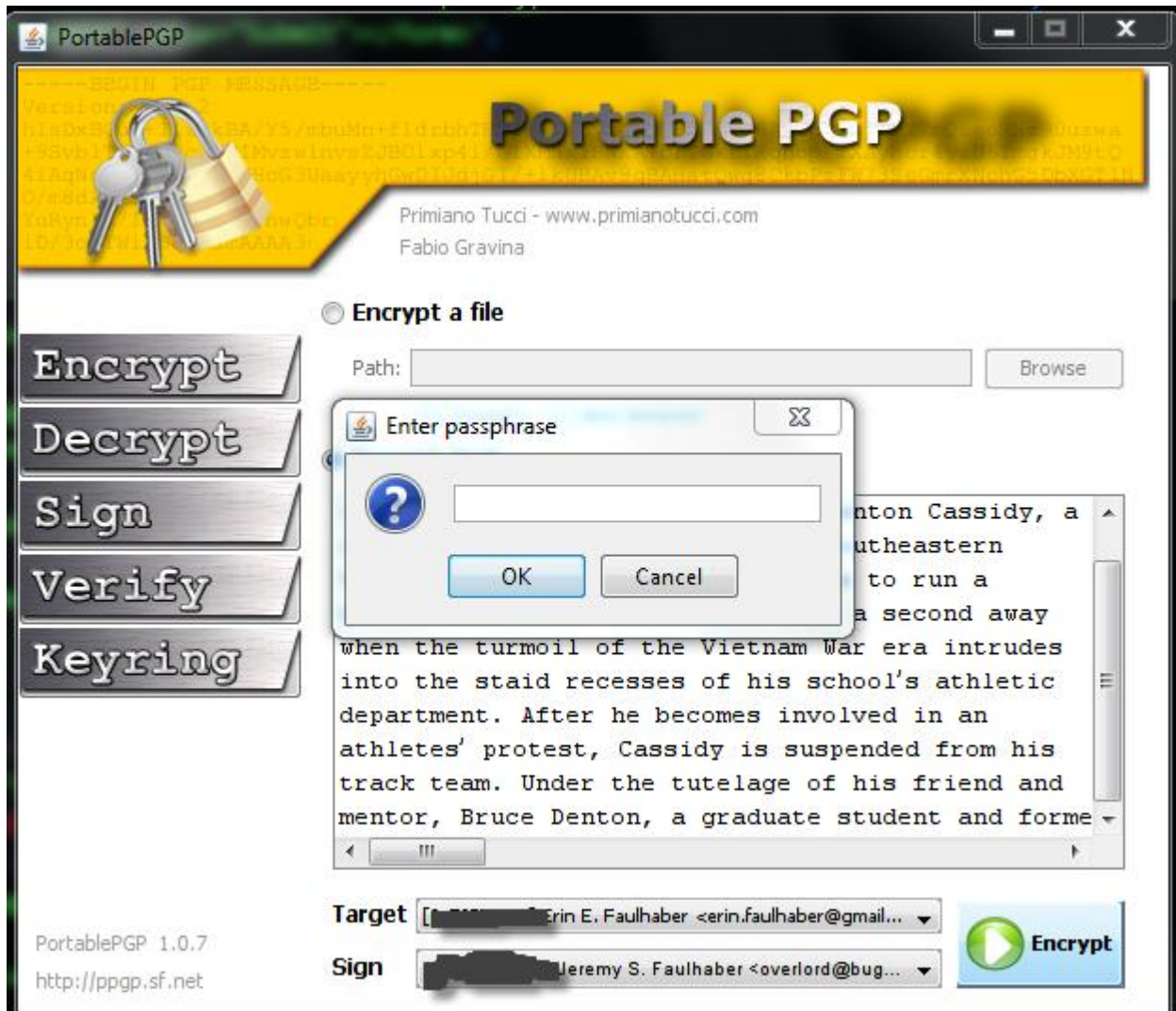
Encrypting a file or text

Target is the public key of who you are sending the message to.

If you want to sign the message choose your private key.



Enter your password to encrypt



Portable PGP

Primiano Tucci - www.primianotucci.com
Fabio Gravina

Encrypt a file

Path:

Enter passphrase

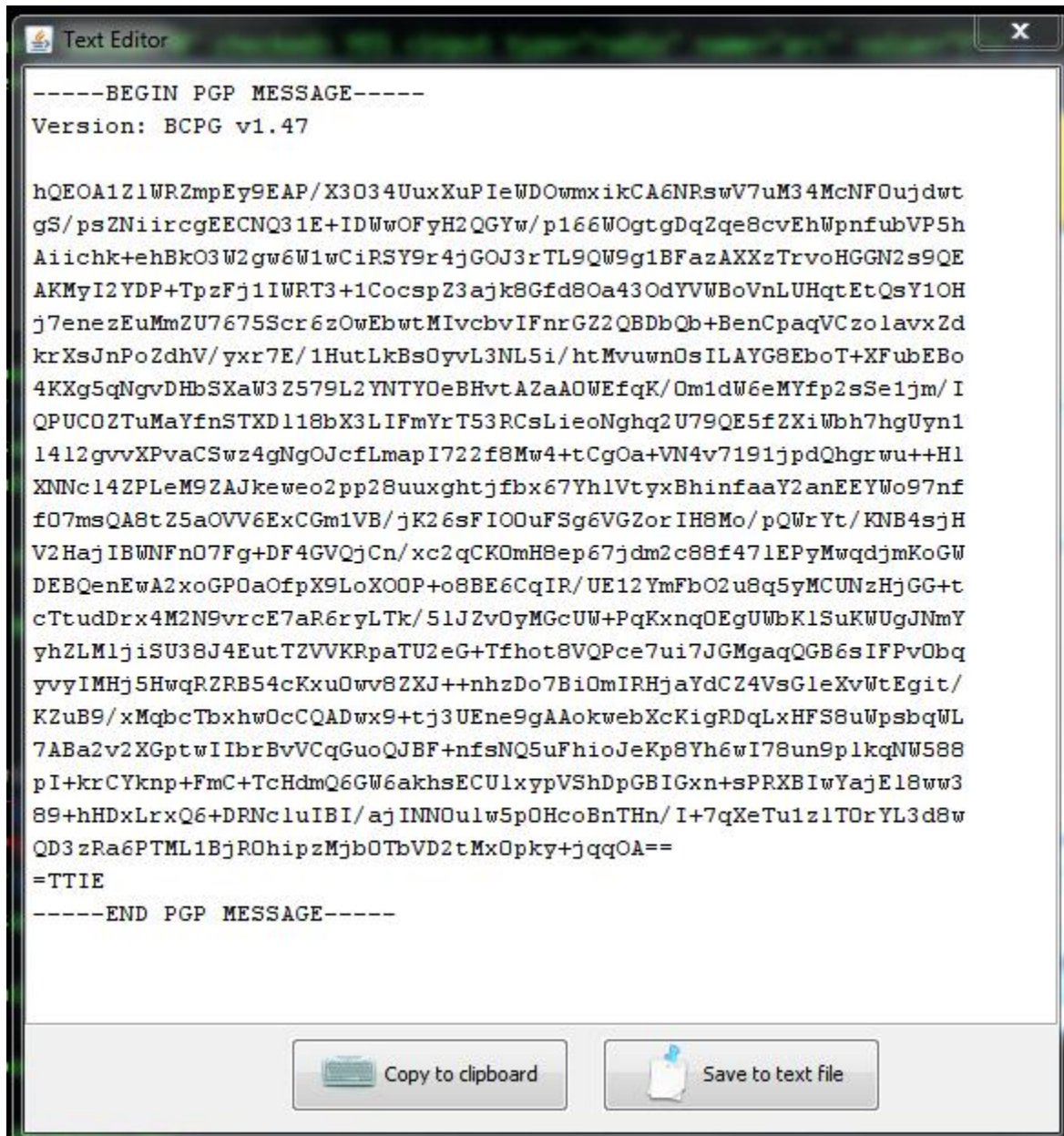
Encrypt
Decrypt
Sign
Verify
Keyring

Target:

Sign:

PortablePGP 1.0.7
<http://ppgp.sf.net>

This is what the encrypted message looks like. Copy and paste into your email.



Decryption

The screenshot shows the Portable PGP application window. The title bar reads "PortablePGP". The main header area is yellow and contains the text "Portable PGP" in a large, bold font. Below the header, there is a navigation menu on the left with buttons for "Encrypt", "Decrypt", "Sign", "Verify", and "Keyring". The "Decrypt" button is highlighted. The main content area has two radio buttons: "Decrypt a file" (unselected) and "Decrypt ASCII-Armored Text" (selected). Under "Decrypt a file", there is a "Path:" text box and a "Browse" button. Under "Decrypt ASCII-Armored Text", there is a large text area containing a sample of ASCII-armored text. At the bottom left, it says "PortablePGP 1.0.7" and "http://ppgp.sf.net". At the bottom right, there is a "Paste from clipboard" button and a "Decrypt" button with a green play icon.

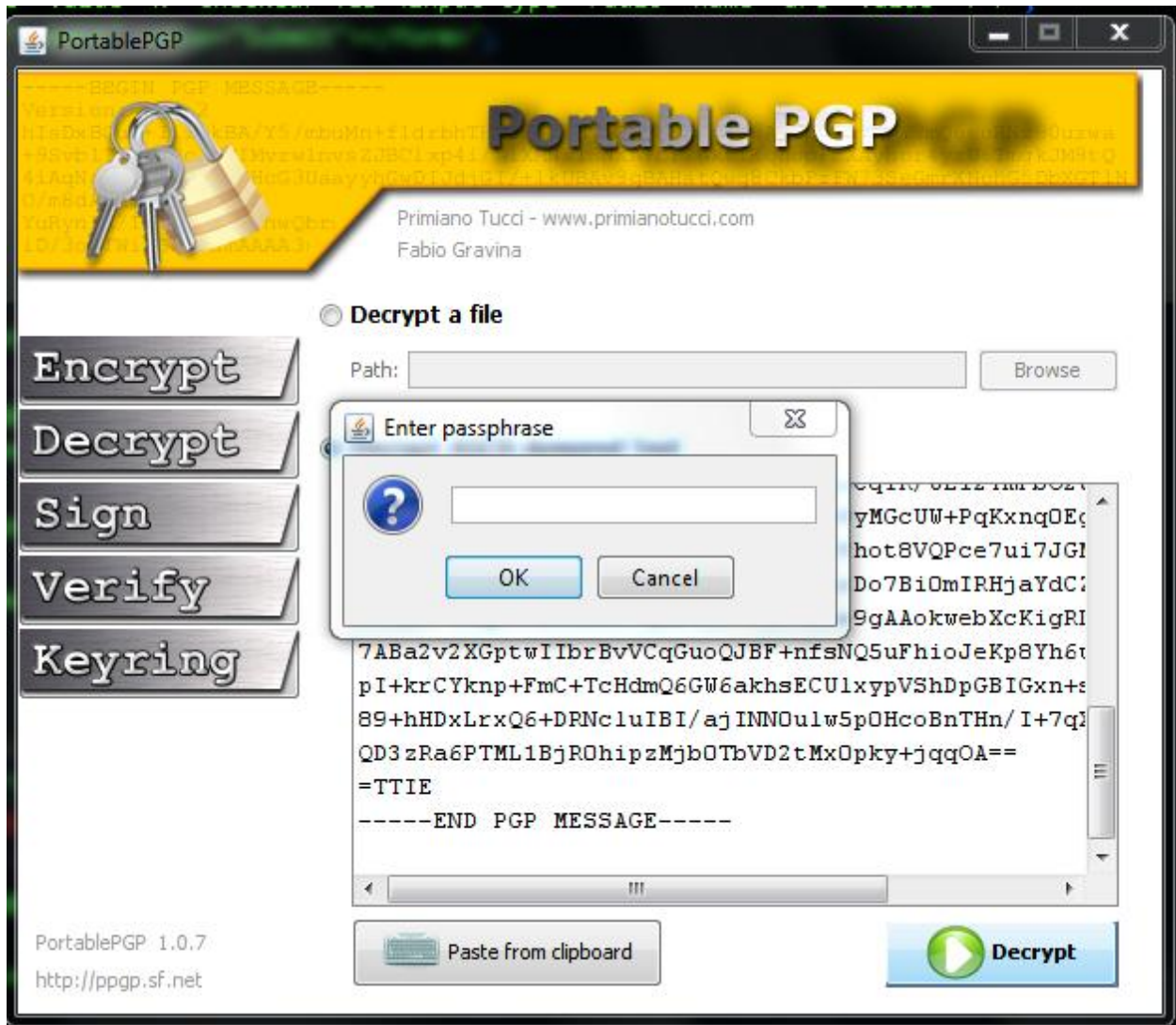
PortablePGP 1.0.7
http://ppgp.sf.net

-----BEGIN PGP MESSAGE-----
cTtudDrx4M2N9vrcE7aR6ryLTk/51JZvOyMGcUW+PqKxnqOEq
yhZLM1jiSU38J4EutTZVVKRpaTU2eG+Tfhot8VQPce7ui7JGI
yvyIMHj5HwqRZRB54cKxu0wv8ZXJ++nhzDo7Bi0mIRHjaYdC:
KZuB9/xMqbcTbxhwOCCQADwx9+tj3UEne9gAAokwebXcKigRI
7ABa2v2XGptwI lbrBvVCqGuoQJBF+nfsNQ5uFhioJeKp8Yh6t
pI+krCYknp+FmC+TcHdmQ6GW6akhsECU1xypVShDpGBIGxn+s
89+hHDxLrxQ6+DRNc1uIBI/ajINNOu1w5pOHcoBnTHn/I+7qj
QD3zRa6PTML1BjROhipzMjb0TbVD2tMxOpky+jqqOA==
=TTIE
-----END PGP MESSAGE-----

Paste from clipboard

Decrypt

Your password here



This message was signed so we know it came from Jeremy

The screenshot shows the Portable PGP application window. At the top, there is a yellow banner with the text "Portable PGP" and an image of a padlock and keys. Below the banner, the name "Primiano Tucci" and website "www.primianotucci.com" are visible, along with "Fabio Gravina". The main interface has a "Decrypt a file" option selected. A "Message" dialog box is open, displaying a signature verification success message: "Signature Verification succeeded : [0xF28E7EFC] Jeremy S. Faulhaber <overlord@bugsarecool.net>". Below the message is an "OK" button. The "Keyring" section shows a list of keys, with the selected key's fingerprint displayed: "7ABa2v2XGptwI IbrBvVCqGuoQJBF+nfsNQ5uFhioJeKp8Yh6t p I+krCYknp+FmC+TcHdmQ6GW6akhsECU1xypVShDpGBIGxn+s B9+hHDxLrxQ6+DRNcluIBI/ aj INNou1w5pOHcoBnTHn/ I+7q2 QD3 zRa6PTML1BjROhipzMjbOTbVD2tMxOpky+jqqOA== =TTIE". The "END PGP MESSAGE" text is also visible. At the bottom, there is a "Paste from clipboard" button and a "Decrypt" button.

Portable PGP

Primiano Tucci - www.primianotucci.com
Fabio Gravina

Decrypt a file

Encrypt Path: Browse

Message

Signature Verification succeeded : [0xF28E7EFC] Jeremy S. Faulhaber <overlord@bugsarecool.net>

OK

Keyring

7ABa2v2XGptwI IbrBvVCqGuoQJBF+nfsNQ5uFhioJeKp8Yh6t
p I+krCYknp+FmC+TcHdmQ6GW6akhsECU1xypVShDpGBIGxn+s
B9+hHDxLrxQ6+DRNcluIBI/ aj INNou1w5pOHcoBnTHn/ I+7q2
QD3 zRa6PTML1BjROhipzMjbOTbVD2tMxOpky+jqqOA==
=TTIE
-----END PGP MESSAGE-----

Portable PGP 1.0.7
<http://ppgp.sf.net>

Paste from clipboard

Decrypt

